

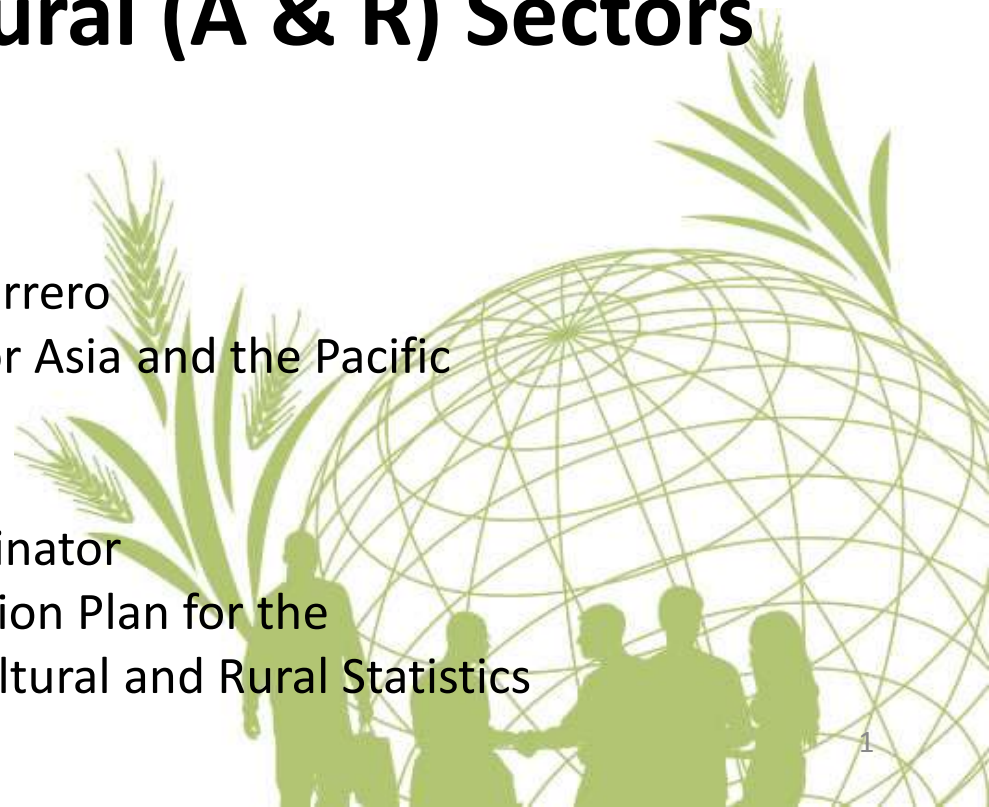


Global Strategy
IMPROVING AG-STATISTICS



Improving the Data on Agriculture and Rural (A & R) Sectors

Margarita Guerrero
Director, Statistical Institute for Asia and the Pacific
ESCAP
&
Training Coordinator
Asia-Pacific Regional Action Plan for the
Global Strategy to Improve Agricultural and Rural Statistics



Overview of the Presentation

Improving agricultural and rural statistics

- Global Strategy
 - Impact, Outcome and Outputs
 - Three Pillars
 - *Minimum set of core data*
- Regional Action Plan
 - Capacity development strategy
 - Opportunities for improving databases



Global Strategy
IMPROVING AG-STATISTICS



IMPROVING AGRICULTURAL & RURAL STATISTICS



Need for A & R Statistics

Sound basis for policies and decisions for direction of agricultural development: crop conditions, food security, investments, environmental impacts ...

Post-2015 Development Agenda



UN Open Working Group's 19 focus areas



Need to Improve A & R Statistics

- Basic data requirements are not being met
- Agricultural statistics are not integrated in the national statistical system
- Emerging data needs (impact of agriculture on environment; investment in agriculture; biofuels; water and land use, climate change, etc.)

Global Response

Global Strategy to Improve Agricultural & Rural Statistics

Global Strategy

- Partnership between international agencies, developed and developing countries
- Basis for a renewed initiative of capacity building in agricultural statistics
- Initiated by the FAO and World Bank and developed under the auspices of the United Nations Statistical Commission (UNSC)
- Intergovernmental processes for its adoption:
 - *Global*: UNSC
 - *Regional*: ESCAP Committee on Statistics and the FAO Asia-Pacific Commission on Agricultural Statistics

Impact and Outcome

- **IMPACT**

- Improved evidence-based decision making for poverty reduction, increased food security, sustainable agriculture and rural development

- **OUTCOME**

- Sustainable statistical systems for production and dissemination of accurate and timely agricultural and rural statistics, comparable over time and across countries.

Three Pillars of the Strategy

- Establish a **minimum set of core data** that countries will disseminate on a regular basis to meet current and emerging demands
- **Integrate agriculture into national statistical systems** in order to meet the requirements of policy makers and other data users that statistical information be linked across the economic, social and environmental domains
- Foster the **sustainability of agricultural statistical systems** through governance and statistical capacity building



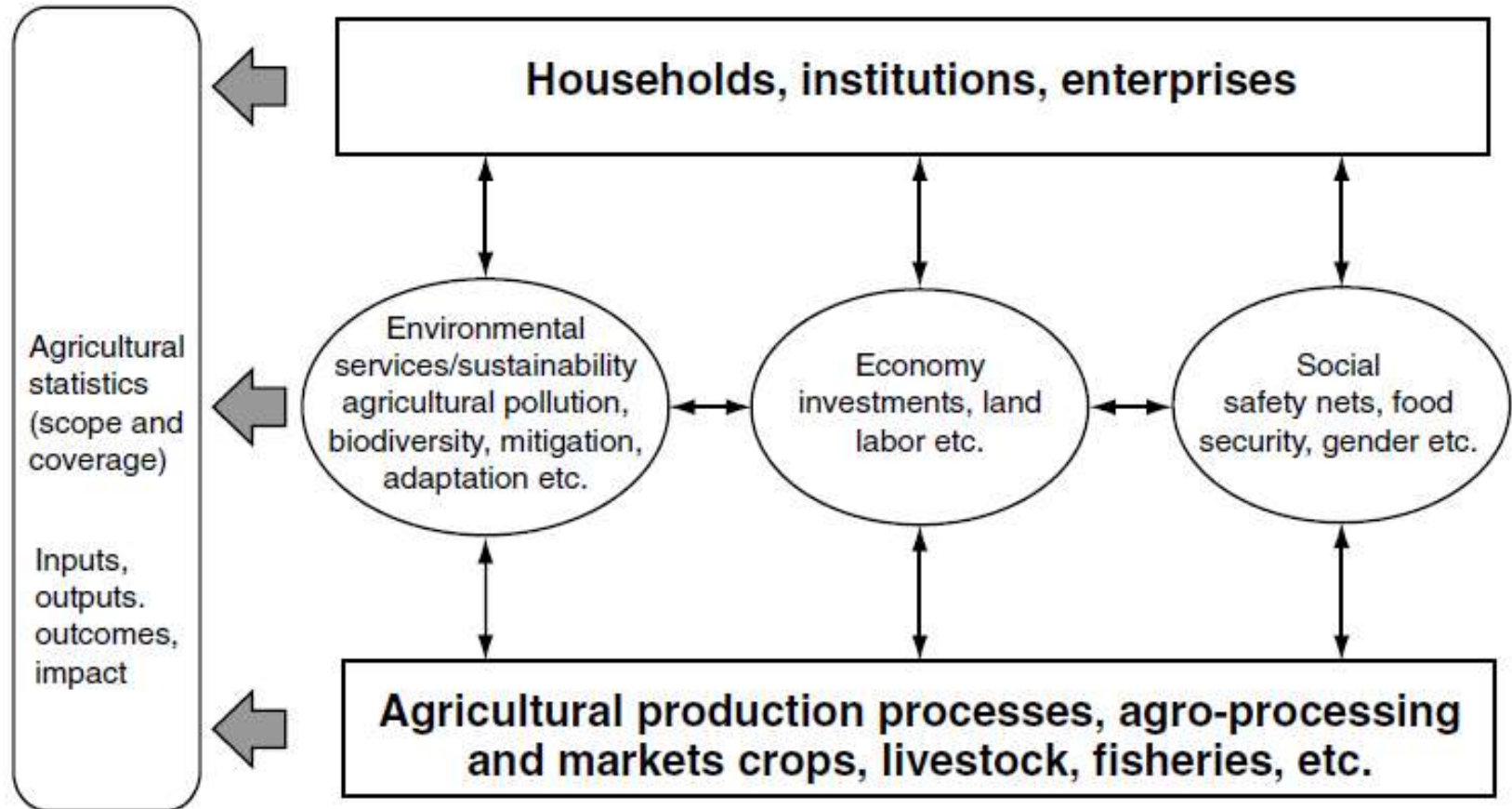
Global Strategy
IMPROVING AG-STATISTICS



CORE DATA ITEMS



FIGURE 2: The conceptual framework for agricultural statistics



Core Data Items ...

- *A starting point for building agricultural statistics systems*
- *Countries can delete items not relevant to the country and add other items which are important to the country*

Minimum Core Data: Economic

Group	Key Indicators	Core data items
Economic		
Output	Yield / Productivity	Yield (MT/hectare) of paddy, corn, cereals, potato, cassava, sugarcane, peanut, soybean and other main perennial crops
Trade	Exports in quantity and value	Exports volume and value of rice, coffee, rubber, cashew, tea, seafood and other fishery and forestry products
	Imports in quantity and value	Import volume and value of cotton, dairy products, meat and meat products

Minimum Core Data: Economic

Group	Key Indicators	Core data items
Economic		
Stock of Resources	Land cover and use	Annual crop land, perennial crop land, forest land, water surface for aquaculture, land for sea salt production
	Economically active population	Number of people involved in farming/agriculture production, fishery, forestry and sea salt production
	Livestock	Number of live buffaloes, cattle, goats, sheep, pig, chicken, ducks, geese
	Machinery	Quantity (unit) and capacity of tractors, ploughs, sowing machines, harvesters, milling machine, dryers, generator, motorized boats and ships for aquaculture

Minimum Core Data: Economic

Group	Key Indicators	Core data items
Economic		
Inputs	Water	Quantity of water withdrawn for agricultural irrigation; number of pump stations in the commune; length of irrigation channels under commune or cooperative management
	Fertilizers in quantity and value	Source, kind and quantity of fertilizer used for main crops
	Pesticides in quantity and value	Source, kind and quantity of pesticides (e.g. fungicides herbicides, insecticides, disinfectants) by core crops

Minimum Core Data: Economic

Group	Key Indicators	Core data items
Economic		
Inputs	Seeds in quantity and value	Value and volume of seeds bought by household for production of rice, vegetables and other perennial crops
	Feed in quantity and value	Value and volume of feeds used for livestock production
Agro Processing	Volume of core crops/livestock/fishery used in processing food	Volume of processed meat, dairy, dry pig skin, seasoning, spices and other products used as ingredients
	Value of output of processed food	Revenue received from processing (salting, refrigerating, drying)
Prices	Producer prices	Producer prices and indexes of agriculture (i.e rice, corn, potato, cashew), forestry and fishery products
	Consumer prices	Consumer prices and indexes of agriculture (i.e rice, soybean, peanut), forestry and fishery products

Minimum Core Data: Economic

Group	Key Indicators	Core data items
Economic		
Output	Production	Production (MT) of paddy, corn, cereals, potato, cassava, sugarcane, peanut, soybean and other main perennial crops
		Production of meat and meat products; dairy and poultry products
		Production of wood and timber
		Production of main fishery and aquaculture products
	Area harvested and planted	Cultivated and harvested areas (hectares) of paddy, corn, cereals, potato, cassava, sugarcane, peanut, soybean and other main perennial crops; area of concentrated forest

Minimum Core Data: Economic

Group	Key Indicators	Core data items
Economic		
Final Expenditure	Government expenditure on agriculture and rural development	Public investments, subsidies
	Private Investments	Investment in machinery, in research and development, in infrastructure
	Household consumption	Consumption of rice, corn, peanut, tea, fish and other fishery and aquaculture products
Rural Infrastructure (Capital Stock)	Irrigation/roads/communications	Area equipped for Irrigation / Roads in Km / number of communes with telephone lines connected, with local radio systems

Minimum Core Data: Social

Group	Key Indicators	Core data items
Social		
Demographics of urban and rural population	Sex	Number of female and male household member
	Age in completed years	by sex
	Country of birth	by sex
	Highest level of education completed	Educational, professional level of each household member
	Labor status	Employed, unemployed, inactive by sex
	Status in employment	Self Employment and employee by sex
	Economic sector in employment	Number of employed household member (agriculture and non-agriculture)
	Stability of employment	Steadily employed , contractual, seasonal
	Total income of the household	Monthly average income of each economically active household member

Minimum Core Data: Social/Environmental

Group	Key Indicators	Core data items
Social		
Demographics of urban and rural population	Household composition	by sex
	Number of family/hired workers on the holding	by sex
	House condition	Type of building, character, main material, etc.
Environmental		
Land	Soil degradation	Variables will be based on above core items on land cover and use, water use, and other inputs to production.
Water	Pollution due to agriculture	Causes of pollution

Minimum Core Data: Geographic

Group	Key Indicators	Core data items
Geographic Location		
GIS coordinates	location of the statistical unit	Province, districts and communes
Degree of urbanization	Urban/Rural area	



Global Strategy
IMPROVING AG-STATISTICS



INTEGRATION AND COORDINATION



Integrate Agriculture into NSDS

- Integrated survey framework
 - based on standard concepts and definitions
 - provides an annual work programme which is consistent from year to year
 - minimizes the required scope of censuses
 - recognizes that some data needs to be collected more often than annually
 - includes data sources such as administrative data, remotely sensed data and community surveys
- Data dissemination strategy
 - access to official statistics for dissemination purposes
 - storage and retrieval of survey results
 - access to farm, household and geo-referenced data for research

Sustainability

- Sustainability of a statistical system is largely a function of
 - demand for the data it produces
 - financial support that is required to satisfy demand
- Need to get a better understanding of
 - the demand for statistical information at national level
 - what is required to supply that information
- Governance and coordination among statistical producers and users

Sustainability: Governance

- National statistical system that includes sector ministries and other agencies that provide data
- Coordination mechanism that
 - Ensures adherence to a common set of standards
 - Ensures statistical integrity by making data available and accessible
 - Provides a common voice to seek resources for the agricultural statistics system within the NSS



Global Strategy
IMPROVING AG-STATISTICS



ASIA-PACIFIC REGIONAL ACTION PLAN (RAP)



RAP: Parts of a Whole



- FAO-RAP
- ESCAP-SIAP
- Asian Development Bank

Based on Country Needs



Countries On-Board

- Bangladesh
- Bhutan
- Fiji
- Georgia
- Indonesia
- Lao PDR
- Myanmar
- Samoa
- Sri Lanka
- *Target == 20 countries*

In-country Implementation: OUTPUTS

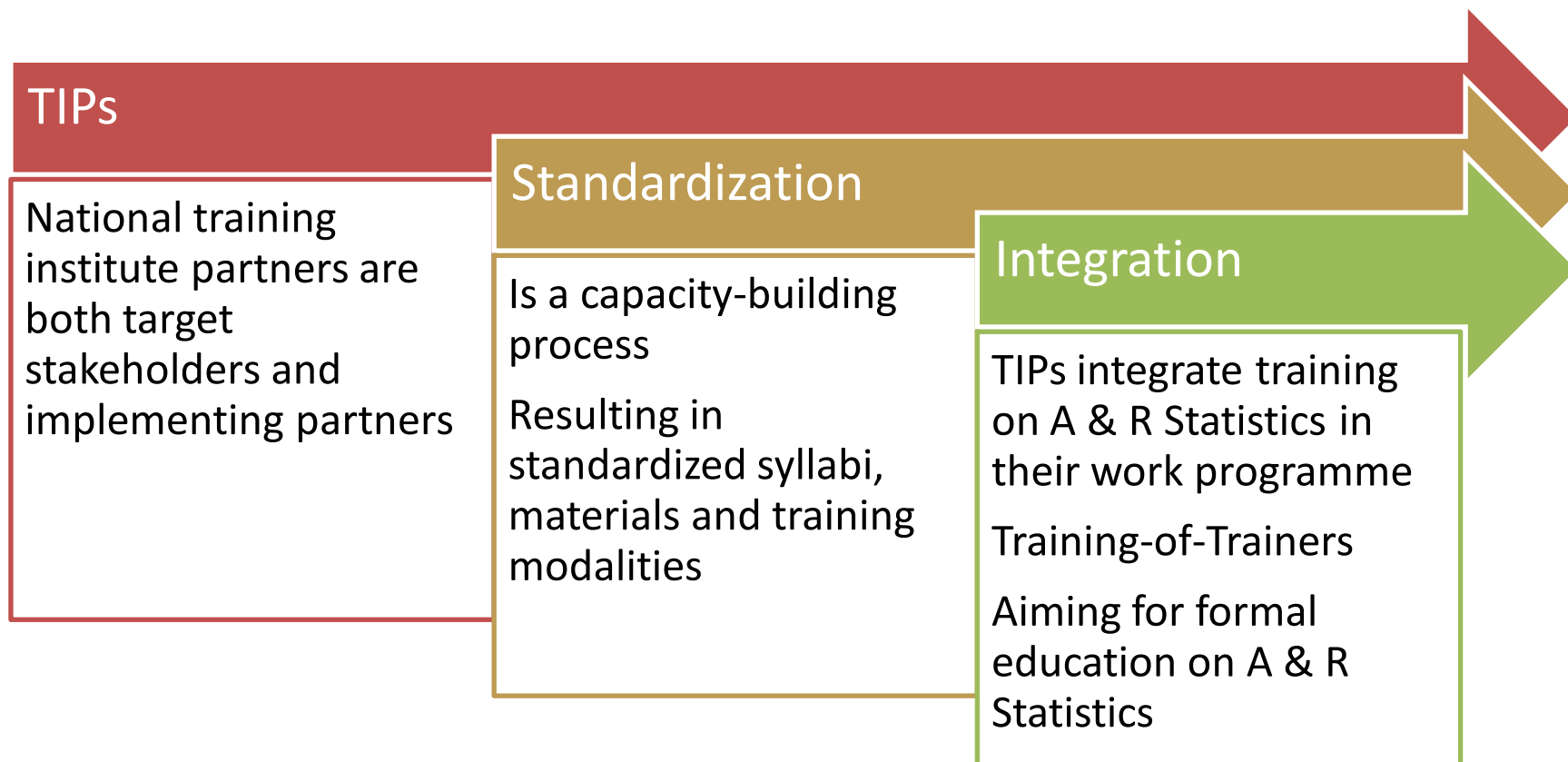
- In-depth Country Assessment of all aspects of statistical capacity
- Roadmap for development of a SPARS
- Country Action Plan
 - A definitive document which identifies and prioritizes future work needed to improve the agricultural statistics system

Parts of a Whole: Capacity Building



2013-2017
Some resources
available

Aiming for Sustainability





Global Strategy
IMPROVING AG-STATISTICS



<http://www.gsars.org/>



This Workshop

Core data for agriculture and rural statistics

- Agricultural mechanization?
- Regional database– as a means for standardization across countries and drawing on global standards and classifications
- National core data– reaching agreement (sources, indicators) in coordination with all data producers and users